

# Online Learning Model Workshop

# FlipGrid



What is FlipGrid?

How can I use it in my teaching?

What's new with Flipgrid?

<https://flipgrid.com/>



FLIPGRID.

# Ignite discussion

Use video the way your students use video.

Get Started for FREE



# FlipGrid Session Overview

- What is FlipGrid?
- Subject exemplars
- Key features
- FlipGrid and the OLM elements
- Recent changes with the tool and platform
- How do I access it?
- Participant activity



# What is FlipGrid?

**FlipGrid** is a social learning tool, providing a visually engaging platform for creating social connections between students and academic staff. Communities of Practice between students are simple to create with FlipGrid.

Educators use FlipGrid to ask engagement questions, students record short, authentic videos and can reply to each other's videos. Educators are 100% in control with video moderation, access controls, and much more.

This element supports enhanced *learner-learner and learner-community engagement*.



# LAW517 Mediation Processes and Uses



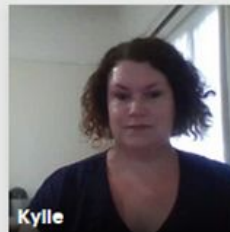
## LAW517 201690 - Assessment Item 1

Hi All and welcome to FlipGrid. This is a great opportunity to get to know each other in 90 seconds, to develop a sense of community and prepare ourselves for the Residential workshop at CSU in January.  
Requirements: As per the Subject outline.

August 21, 2016 | 25 responses | 389 views

DATE    NAME    LIKES    VIEWS

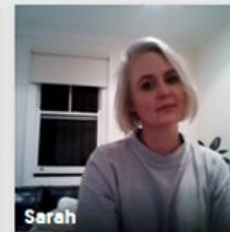
Search responses




Kylie




Roneeta




Sarah



Neomi



Brett




Kate



David



Sharon



Messeh



# LAW517 Mediation Processes and Uses

- Assessment activity used as a precursor to compulsory residential school
- Students hear and see each other prior to the three day res school.

Watch the engagement video created by the

academic Keryn Foley: <https://flipgrid.com/a5419999>



# EMT409 Technology for Adult Learning & Teaching

- Subject aims to create a Community of Practice around Learning & Teaching technologies.
- Assessment 1, students create three videos
- 4th year subject, often first time students in this course have heard and seen each other.
- Based on student responses, SC creates Discussion Forums specific to vocational “strands”. *Eg. Defence & Emergency; TAFE Hospitality teachers; private RTOs.*



# Student view before videos have been uploaded





## EMT409 201730 video 3

Explain the difference between a Learning Technology and a Teaching Technology. Provide an example of each as relevant to your vocation / area of interest.

January 12, 2017 | 0 responses 0 views

DATE    NAME    VIEWS

Search responses





# EMT409

Admin / staff view of FlipGrid - Alissa to screen share:

<https://admin.flipgrid.com/manage/grids/3468>



# EMT409 student feedback on FlipGrid

## 201830 SES data

- “The f2f intro (flipgrid) ... certainly helped me to feel more comfortable to share in an open forum/blog.”
- “The flipgrid assessment task was interactive and fun.”
- “We actually used the technologies we were learning about - like Flipgrid and blogging, it wasn't just writing essays.”



# Key Features of FlipGrid

- Students access via a shareable link
- Record and re-record until happy
- Analytics
- Social functions, likes, comment, filters
- Each question or video stream is called a “Topic”
- Student response - 15 secs to 5 mins



# FlipGrid and the OLM elements

- Asynchronous Interaction between students
- Teacher Presence
- Interactive Resources
- eAssessment
- Learning Communities





"Flipgrid changes the game in education by empowering student voice like never before."

@dankjumper



## Recent changes to FlipGrid

- FlipGrid bought out by Microsoft in June 2018
- Now free for all, additional “social media” features.
- No longer accessible via a simple URL - Microsoft or Google email to login - however, solution for CSU staff and students - instructions available from DLT staff.
- Each Topic is now password protected.



# Participant activity - Play Time!

- A FlipGrid Topic will now be created for staff to use in this PD.
- Stay tuned to watch how this is done.
- Make sure you use **Google Chrome!**



# Setting up your CSU Microsoft login

<http://www.csu.edu.au/division/dit/staff/training/self-help/collaboration-and-communications/office-365> for details. Under the subheading 'How do I access Office 365?', click on the link in 'Access [Office 365](#) online by' and follow the prompts to login using their CSU details.

Keep the Microsoft page open.

STAFF go to FlipGrid admin log in at <https://admin.flipgrid.com/>;

STUDENTS go to the FlipGrid URL provided by your Subject Coordinator / teaching staff;

- select the red 'Log in with Microsoft' button which will ask you to pick an account to log in with – select your CSU email address/or the system may automatically prefill your CSU details.
- set up your profile details and you are ready to use FlipGrid.

Note for students, they can access Office 365's ProPlus Licence via the CSU student portal at

<http://student.csu.edu.au/services-support/it-services/software-and-online-applications/office365> - instructions re installation and access/log in is provided there.





# Looking for assistance with FlipGrid?



Subject level consultation is available from the OLM team

Contact OLM Learning Designer - Alissa Brabin

Email is best [abrabin@csu.edu.au](mailto:abrabin@csu.edu.au)

Ph 32769 / 69332769

